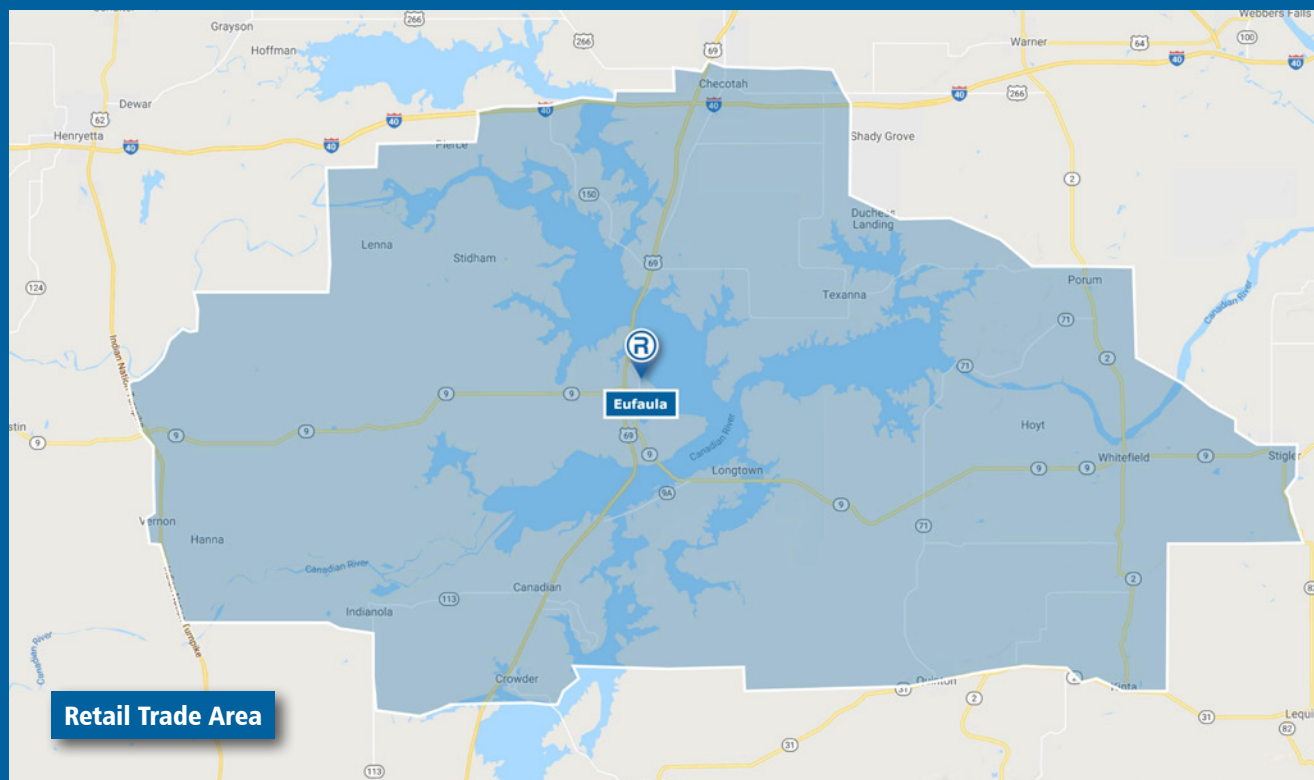


Retail Market Profile 2018



Contact Information

Jacob Foos, City Manager
 City of Eufaula
 64 Memorial Drive
 P.O. Box 684
 Eufaula, Oklahoma 74432
 Phone 918.689.2534
 CM@CityofEufaulaOK.com
 www.CityofEufaulaOK.com

October 2018. All information furnished is from sources deemed reliable and is submitted subject to errors, omissions, change of terms and/or conditions. Prepared by The Retail Coach, LLC, a national retail consulting and market research firm. 800.851.0962.

Population

	2018 ESTIMATE	2023 PROJECTION
Retail Trade Area	29,157	29,165

Income

	2018 ESTIMATE
Average Household	\$53,686
Median Household	\$38,248
Per Capita	\$22,909

Educational Attainment

	2018 ESTIMATE
Graduate or Professional	4.4%
Bachelor's Degree	9.0%
Associate Degree	7.4%
Some College, No Degree	23.6%
High School Graduate	37.6%
Some High School, No Degree	12.7%
Less than 9th Grade	5.5%

Race Distribution

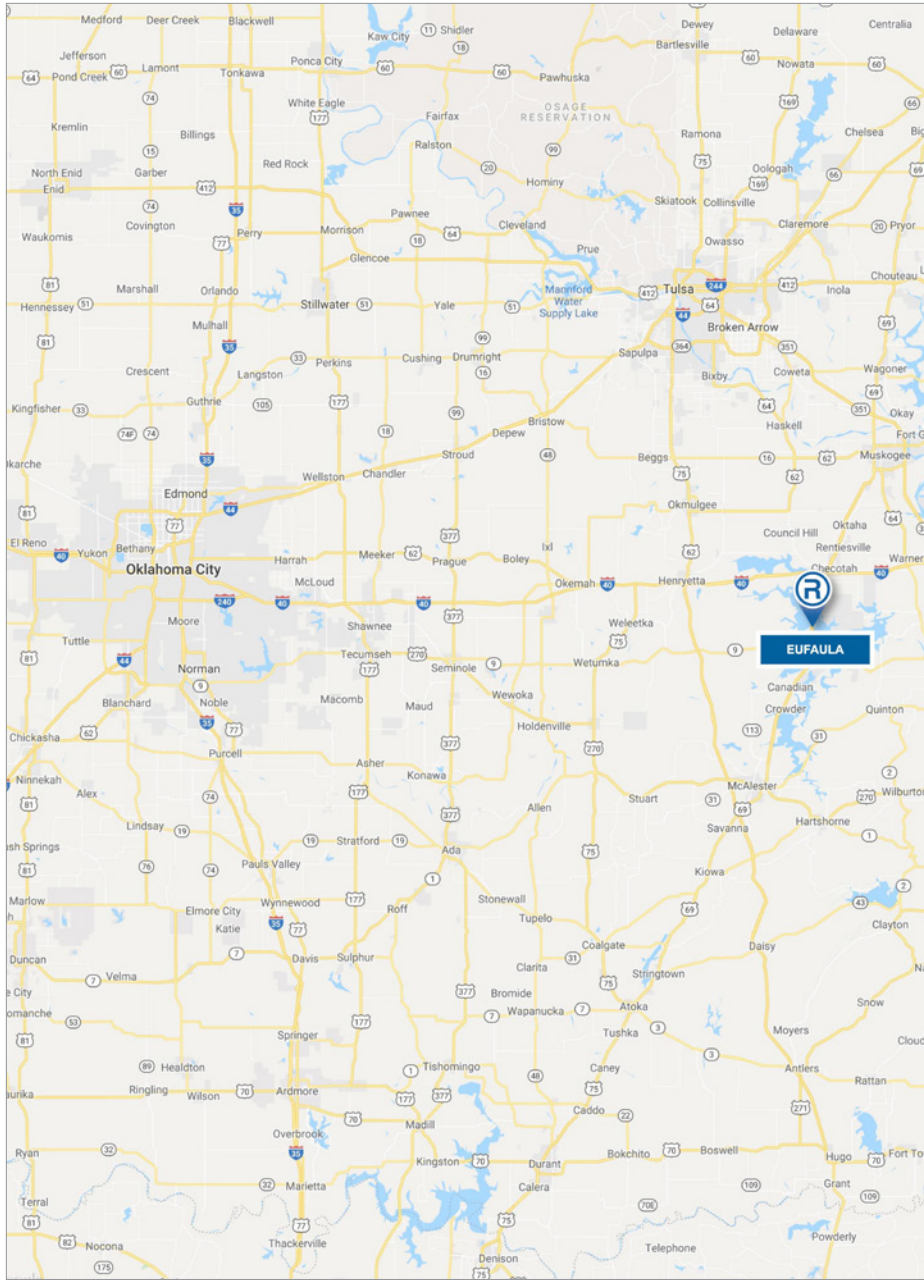
	2018 ESTIMATE
White	72.01%
Black or African American	2.10%
American Indian/Alaskan	15.96%
Asian	0.47%
Native Hawaiian/Islander	0.05%
Other Race	0.96%
Two or More Races	8.45%
Hispanic or Latino (of any race)	3.34%

Age

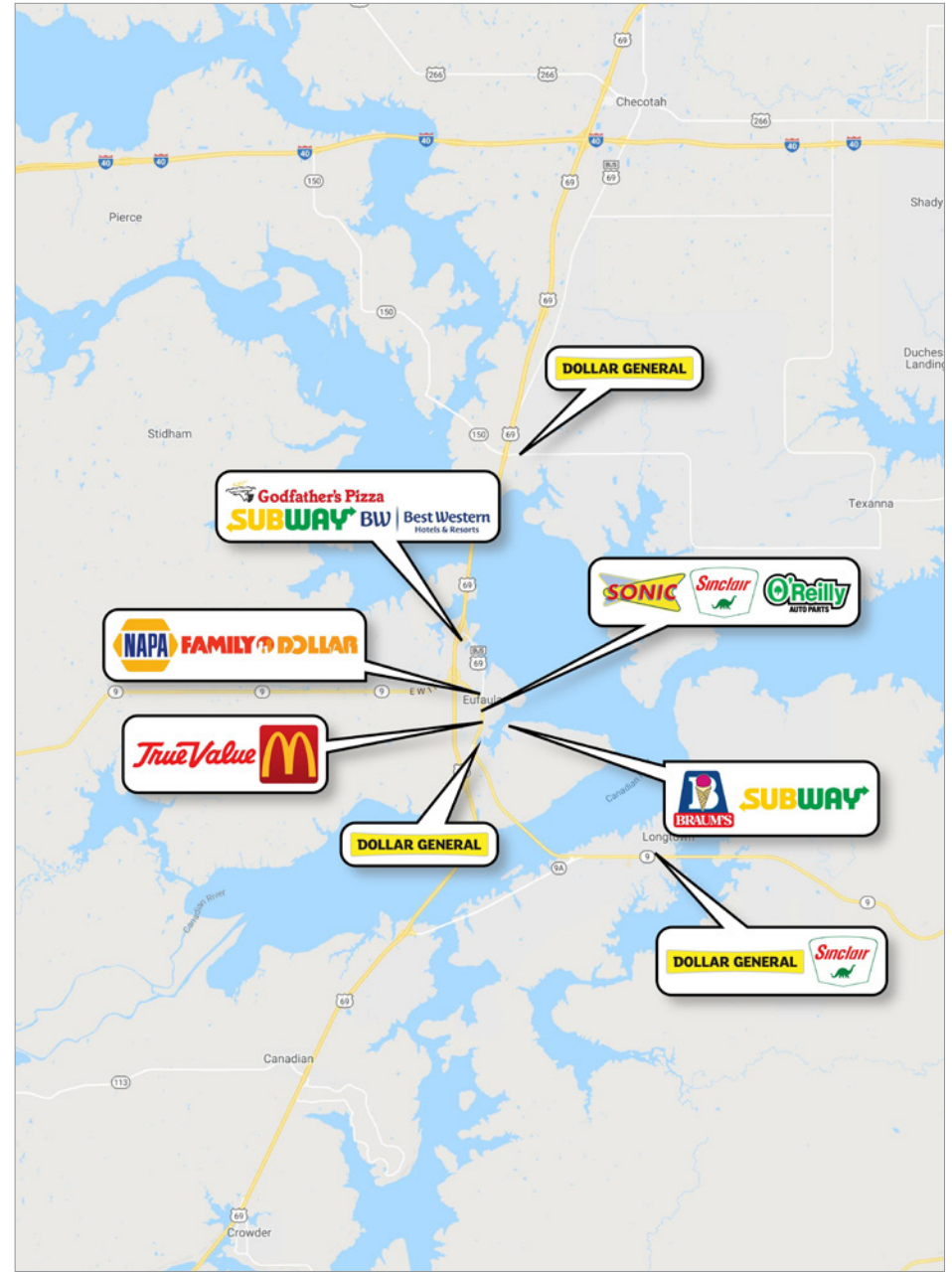
GROUPS	2018 ESTIMATE
9 Years and Under	11.05%
10-17 Years	9.33%
18-24 Years	7.66%
25-34 Years	9.79%
35-44 Years	9.88%
45-54 Years	11.54%
55-64 Years	15.21%
65 Years and Over	25.55%
DISTRIBUTION	2018 ESTIMATE
Median Age	47.16
Average Age	44.40



LOCATION MAP



EXISTING RETAIL



Information provided is for illustrative purposes only and is deemed to be correct as of publish date of this document. Data sources used may include: ESRI, AGS, Nielsen, RegisPro, SitesUSA, TxDOT and/or Microsoft Corporation.